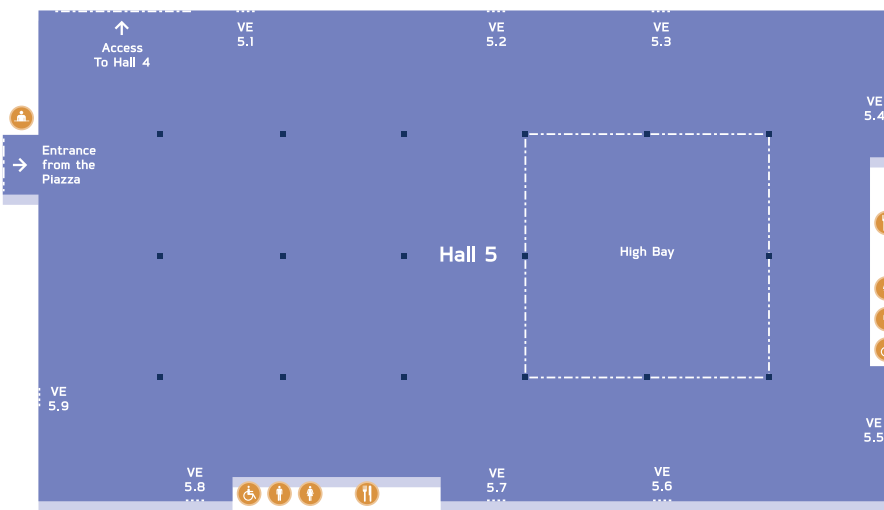







Hall 5



-  Accessible Toilet
-  Men's Toilet
-  Women's Toilet
-  Organisers' Office
-  Pedestrian Emergency Exit
-  Restaurant/Bar
-  Vehicle Entry Doors/
Emergency Exit
-  Links/Access

HALL 5 FEATURES:	
Floor Space	24,870m ²
Max. Dimensions	210 x 120m
Central Columns	17
Access	Main Entrance: 12.5m(w) x 7.9m(d) x 3.1m(h) 9 x Vehicle Entry Doors

Technical information

- › Clear ceiling height is 15.5m
- › Clear ceiling height in the high bay
(60 x 60m) – 19.1m
- › All columns are 1.5m x 1.5m at
30m centres
- › Vehicle entry doors are 7.5m(w) x
4.7m(h)
- › Floor loading - 20 tonnes per m²
(excluding floor ducts)
- › All main services (e.g. electrics,
gas, water, compressed air) are
provided from under floor ducts
at 6m centres across the width of
the hall
- › Roof mounted lighting units -
Sodium fittings with fluorescent
emergency lighting.

Suite of unfurnished offices including:

- › Electricity sockets
- › Telephone sockets
- › Broadband access available on
request (price on application)
- › Kitchen
- › Male and female toilets.